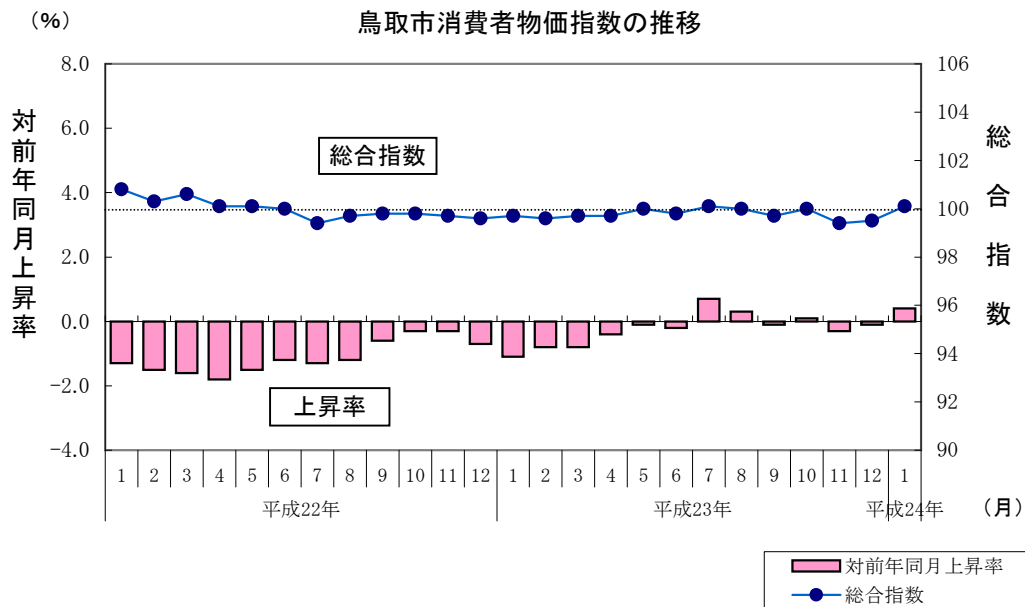


平成24年1月 鳥取市消費者物価指数

(平成22年=100)

| | |
|--------|----------|
| 総合指数 | 100.1 |
| 対前月比 | (+) 0.7% |
| 対前年同月比 | (+) 0.4% |



鳥取県企画部統計課

1 概況

平成24年1月の鳥取市の消費者物価指数は、総合で100.1（平成22年＝100）となり、前月比は0.7%の上昇、前年同月比は0.4%の上昇となった。

前月比の変動に寄与した主な要因は、野菜・海藻、果物などの上昇。前年同月比の変動に寄与した要因は、自動車等関係費、電気代などの上昇である。

2 前月からの動き

(1) 上昇した主な費目

| | |
|-------------------------------|------------|
| 食料のうち野菜・海藻 [※] | (13.8 %) |
| 食料のうち果物 [※] | (17.9 %) |
| 家具・家事用品のうち家庭用耐久財 [※] | (15.7 %) |

(2) 下落した主な費目

| | |
|--------------------------|------------|
| 被服及び履物のうち衣料 [※] | (-5.9 %) |
|--------------------------|------------|

※費目中の主な品目(対前月)

- ・野菜・海藻 … ねぎ、キャベツ、えのきだけ等
- ・果物 … いちご、バナナ等
- ・家庭用耐久財 … ルームエアコン
- ・衣料 … 婦人スーツ、婦人上着、婦人スラックス、婦人コート等

3 前年同月との比較

(1) 上昇した主な費目

| | |
|------------------------------|-----------|
| 交通・通信のうち自動車等関係費 [※] | (3.5 %) |
| 光熱・水道のうち電気代 | (6.0 %) |
| 食料のうち野菜・海藻 [※] | (4.2 %) |

(2) 下落した主な費目

| | |
|------------------------------|-------------|
| 教養娯楽のうち教養娯楽用耐久財 [※] | (-29.7 %) |
| 住居のうち家賃 | (-0.5 %) |

※費目中の主な品目(対前年同月)

- ・自動車等関係費 … ガソリン、自動車保険料(自賠責)、自動車保険料(任意)、自動車タイヤ
- ・野菜・海藻 … えのきだけ、ねぎ、キャベツ、ほうれんそう等
- ・教養娯楽用耐久財 … テレビ、ビデオレコーダー(ブルーレイディスクレコーダー)、パソコン(ノート型)等

平成24年1月鳥取市消費者物価指数

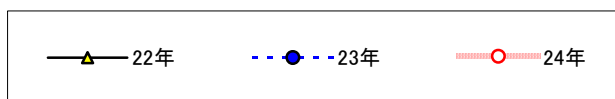
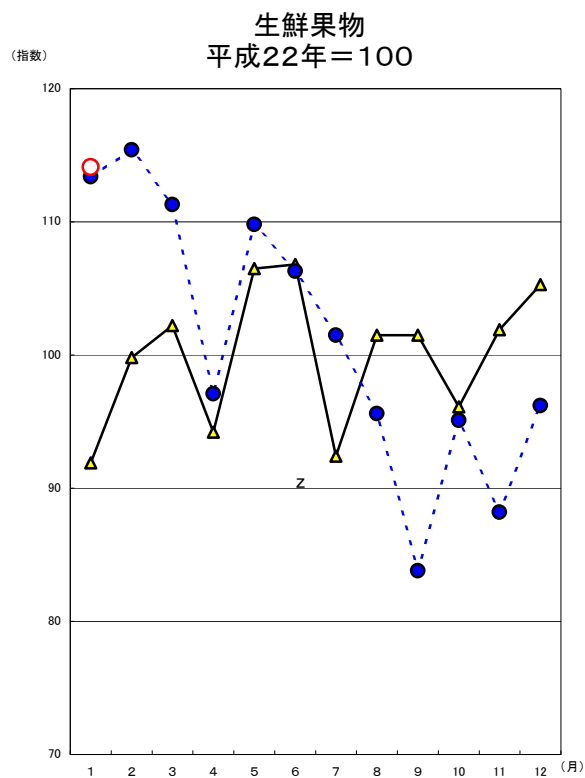
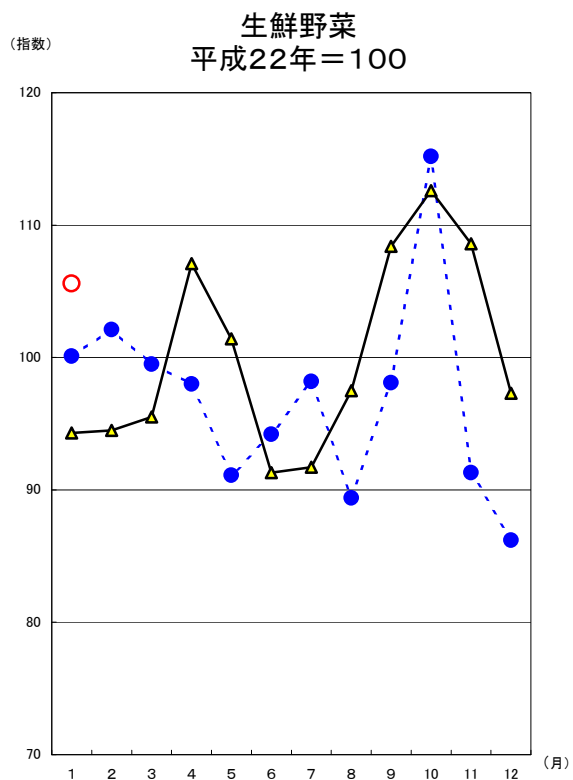
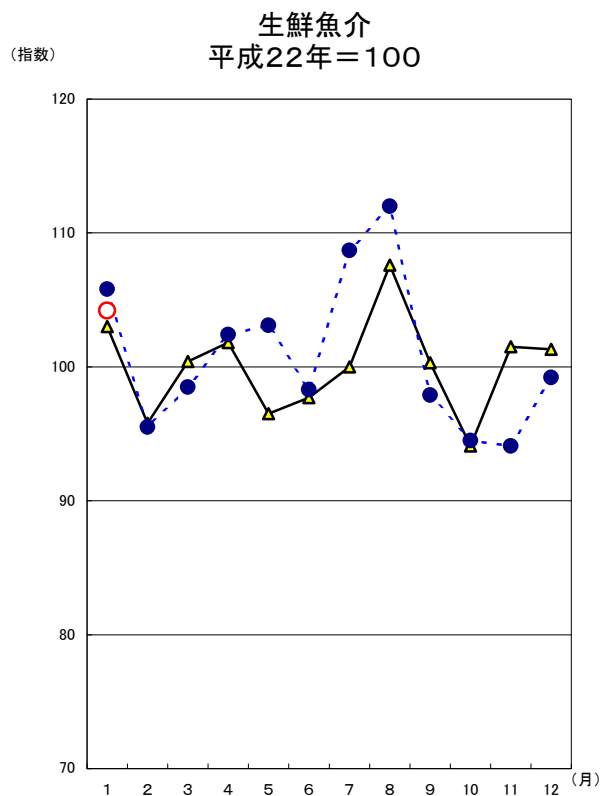
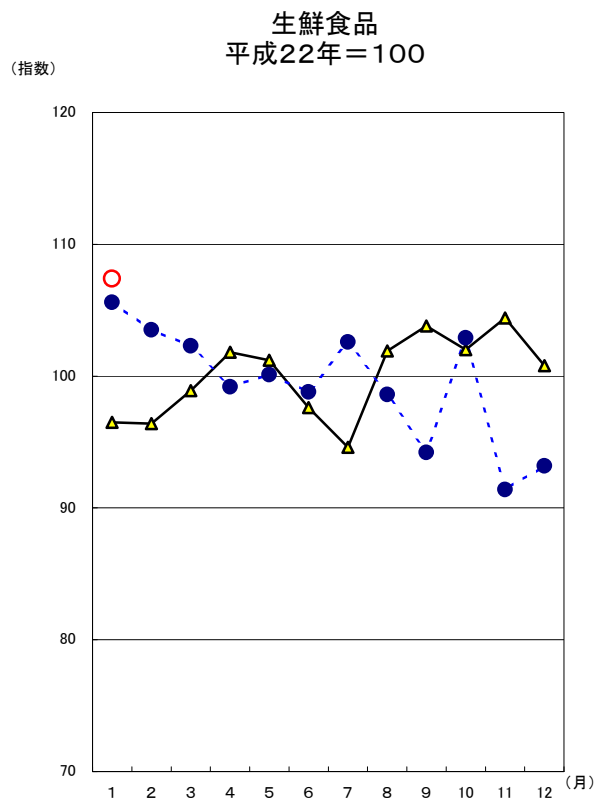
平成22年=100

| 費 目 | 指 数 | 対前月上昇率 (%) | 対前年同月 上昇率(%) |
|--------------|-------|---------------|-----------------|
| 総 合 | 100.1 | 0.7 | 0.4 |
| 食料 | 101.4 | 2.3 | 0.7 |
| 穀類 | 101.9 | 1.9 | 4.2 |
| 魚介類 | 102.3 | 3.0 | -0.7 |
| 肉類 | 98.2 | -0.8 | -0.4 |
| 乳卵類 | 98.1 | -0.6 | -2.4 |
| 野菜・海藻 | 104.3 | 13.8 | 4.2 |
| 果物 | 113.7 | 17.9 | 0.6 |
| 油脂・調味料 | 102.0 | -0.7 | -0.7 |
| 菓子類 | 100.6 | 0.4 | 0.6 |
| 調理食品 | 100.1 | -1.2 | 0.9 |
| 飲料 | 100.4 | -0.2 | 1.6 |
| 酒類 | 99.4 | -0.1 | -0.8 |
| 外食 | 100.0 | 0.0 | 0.0 |
| 住居 | 98.8 | 0.0 | -0.4 |
| 家賃 | 98.7 | 0.0 | -0.5 |
| 設備修繕・維持 | 100.3 | 0.0 | 0.4 |
| 光熱・水道 | 106.1 | -0.2 | 5.6 |
| 電気代 | 105.6 | -0.4 | 6.0 |
| ガス代 | 105.0 | -0.1 | 4.6 |
| 他の光熱 | 119.7 | 0.0 | 10.1 |
| 上下水道料 | 104.7 | 0.0 | 4.7 |
| 家具・家事用品 | 100.0 | 6.4 | 1.2 |
| 家庭用耐久財 | 101.5 | 15.7 | 4.2 |
| 室内装備品 | 81.3 | 3.1 | -15.3 |
| 寝具類 | 110.9 | 7.4 | 8.6 |
| 家事雑貨 | 104.2 | 3.2 | 5.8 |
| 家事用消耗品 | 97.9 | 1.3 | -2.4 |
| 家事サービス | 99.5 | 0.0 | -0.5 |
| 被服及び履物 | 97.3 | -2.6 | -0.3 |
| 衣料 | 99.8 | -5.9 | -1.1 |
| シャツ・セーター・下着類 | 97.1 | 0.3 | 3.0 |
| 履物類 | 89.9 | -2.7 | -4.5 |
| 他の被服類 | 94.8 | 4.2 | -2.2 |
| 被服関連サービス | 99.5 | -0.7 | -0.3 |
| 保健医療 | 98.7 | 0.7 | -1.0 |
| 医薬品・健康保持用摂取品 | 98.3 | 1.8 | -1.6 |
| 保健医療用品・器具 | 96.5 | 0.4 | -1.8 |
| 保健医療サービス | 99.9 | 0.2 | -0.3 |
| 交通・通信 | 102.6 | 0.3 | 2.3 |
| 交通 | 102.3 | 0.0 | -0.1 |
| 自動車等関係費 | 104.1 | 0.6 | 3.5 |
| 通信 | 100.0 | -0.1 | 0.8 |
| 教育 | 93.7 | 0.0 | -0.2 |
| 授業料等 | 94.3 | 0.0 | -0.2 |
| 教科書・学習参考教材 | 100.1 | 0.0 | 0.0 |
| 補習教育 | 92.3 | 0.0 | 0.0 |
| 教養娯楽 | 92.9 | -1.1 | -3.8 |
| 教養娯楽用耐久財 | 62.3 | -8.7 | -29.7 |
| 教養娯楽用品 | 95.9 | 0.4 | -0.4 |
| 書籍・他の印刷物 | 100.5 | 0.0 | 0.2 |
| 教養娯楽サービス | 96.8 | -0.7 | -0.7 |
| 諸雑費 | 104.2 | -0.1 | -0.2 |
| 理美容サービス | 99.4 | 0.0 | -0.6 |
| 理美容用品 | 98.8 | -0.6 | -0.7 |
| 身の回り用品 | 102.5 | 0.0 | 1.4 |
| たばこ | 126.2 | 0.0 | 0.0 |
| 他の諸雑費 | 105.2 | 0.0 | 0.0 |

鳥取市生鮮食品指数

平成22年=100

| 年月 | 生 鮮 食 品 | | | 生 鮮 魚 介 | | | 生 鮮 野 菜 | | | 生 鮮 果 物 | | |
|------|---------|-------|-------|---------|-------|------|---------|-------|-------|---------|-------|-------|
| | 指 数 | 対前月 | 対前年 | 指 数 | 対前月 | 対前年 | 指 数 | 対前月 | 対前年 | 指 数 | 対前月 | 対前年 |
| | | 上昇率 | 上昇率 | | 上昇率 | 上昇率 | | 上昇率 | 上昇率 | | 上昇率 | |
| | (%) | (%) | | (%) | (%) | | (%) | (%) | | (%) | (%) | |
| ウェイト | 446 | | | 147 | | | 178 | | | 120 | | |
| 年 別 | | | | | | | | | | | | |
| 18年 | 99.3 | 0.7 | | 109.9 | 2.8 | | 92.6 | -1.6 | | 96.0 | 1.2 | |
| 19年 | 99.4 | 0.1 | | 107.7 | -2.0 | | 90.7 | -2.0 | | 102.2 | 6.4 | |
| 20年 | 100.3 | 0.9 | | 116.5 | 8.1 | | 90.9 | 0.2 | | 93.9 | -8.1 | |
| 21年 | 95.7 | -4.6 | | 102.9 | -11.7 | | 91.6 | 0.8 | | 92.7 | -1.3 | |
| 22年 | 100.0 | 4.5 | | 100.0 | -2.8 | | 100.0 | 9.1 | | 100.0 | 7.9 | |
| 23年 | 99.4 | -0.6 | | 100.8 | 0.8 | | 97.0 | -3.1 | | 101.1 | 1.1 | |
| 月 別 | | | | | | | | | | | | |
| 22/1 | 96.5 | 1.3 | -9.2 | 103.0 | -1.8 | -3.1 | 94.3 | 10.7 | -7.5 | 91.9 | -6.6 | -19.2 |
| 2 | 96.4 | -0.2 | -4.6 | 95.8 | -7.0 | -4.4 | 94.5 | 0.2 | 1.4 | 99.8 | 8.6 | -12.7 |
| 3 | 98.9 | 2.7 | -1.9 | 100.4 | 4.8 | 0.0 | 95.5 | 1.1 | -0.4 | 102.2 | 2.4 | -6.9 |
| 4 | 101.8 | 2.9 | -2.2 | 101.8 | 1.4 | -7.8 | 107.1 | 12.1 | 4.4 | 94.2 | -7.9 | -5.5 |
| 5 | 101.2 | -0.7 | -1.0 | 96.5 | -5.1 | -8.6 | 101.4 | -5.3 | 5.9 | 106.5 | 13.0 | -0.8 |
| 6 | 97.6 | -3.5 | 2.8 | 97.7 | 1.2 | -8.2 | 91.3 | -9.9 | 10.3 | 106.8 | 0.3 | 8.0 |
| 7 | 94.6 | -3.1 | 4.0 | 100.0 | 2.3 | -7.8 | 91.7 | 0.4 | 18.4 | 92.4 | -13.5 | 3.1 |
| 8 | 101.9 | 7.7 | 3.7 | 107.6 | 7.7 | 4.7 | 97.5 | 6.3 | -2.2 | 101.5 | 9.8 | 11.3 |
| 9 | 103.8 | 1.9 | 14.3 | 100.3 | -6.8 | 5.4 | 108.4 | 11.2 | 11.6 | 101.5 | 0.0 | 30.3 |
| 10 | 102.0 | -1.7 | 20.0 | 94.1 | -6.1 | -7.3 | 112.6 | 3.9 | 33.7 | 96.1 | -5.3 | 41.8 |
| 11 | 104.4 | 2.3 | 21.9 | 101.5 | 7.8 | 5.2 | 108.6 | -3.6 | 33.5 | 101.9 | 6.0 | 31.1 |
| 12 | 100.8 | -3.5 | 10.3 | 101.3 | -0.2 | -0.5 | 97.3 | -10.4 | 12.2 | 105.3 | 3.4 | 23.6 |
| 23/1 | 105.6 | 4.7 | 9.4 | 105.8 | 4.4 | 2.7 | 100.1 | 2.9 | 6.2 | 113.4 | 7.7 | 23.4 |
| 2 | 103.5 | -1.9 | 7.5 | 95.5 | -9.7 | -0.3 | 102.1 | 2.0 | 8.1 | 115.4 | 1.8 | 15.6 |
| 3 | 102.3 | -1.2 | 3.4 | 98.5 | 3.1 | -1.9 | 99.5 | -2.6 | 4.1 | 111.3 | -3.6 | 8.9 |
| 4 | 99.2 | -3.0 | -2.6 | 102.4 | 4.0 | 0.6 | 98.0 | -1.5 | -8.5 | 97.1 | -12.7 | 3.1 |
| 5 | 100.1 | 0.9 | -1.0 | 103.1 | 0.7 | 6.8 | 91.1 | -7.0 | -10.1 | 109.8 | 13.1 | 3.1 |
| 6 | 98.8 | -1.3 | 1.3 | 98.3 | -4.6 | 0.6 | 94.2 | 3.3 | 3.1 | 106.3 | -3.2 | -0.4 |
| 7 | 102.6 | 3.8 | 8.4 | 108.7 | 10.5 | 8.8 | 98.2 | 4.3 | 7.1 | 101.5 | -4.5 | 9.9 |
| 8 | 98.6 | -3.9 | -3.3 | 112.0 | 3.0 | 4.1 | 89.4 | -8.9 | -8.2 | 95.6 | -5.8 | -5.8 |
| 9 | 94.2 | -4.4 | -9.3 | 97.9 | -12.6 | -2.3 | 98.1 | 9.7 | -9.4 | 83.8 | -12.3 | -17.4 |
| 10 | 102.9 | 9.3 | 0.9 | 94.5 | -3.5 | 0.4 | 115.2 | 17.4 | 2.3 | 95.1 | 13.4 | -1.1 |
| 11 | 91.4 | -11.2 | -12.5 | 94.1 | -0.4 | -7.3 | 91.3 | -20.8 | -15.9 | 88.2 | -7.3 | -13.5 |
| 12 | 93.2 | 2.0 | -7.5 | 99.2 | 5.4 | -2.1 | 86.2 | -5.6 | -11.4 | 96.2 | 9.1 | -8.7 |
| 24/1 | 107.4 | 15.3 | 1.8 | 104.2 | 5.0 | -1.5 | 105.6 | 22.5 | 5.5 | 114.1 | 18.6 | 0.6 |



鳥取市 10 大費目指数

平成22年=100

| 年月 | 総合 | | | 食料 | | | 住居 | | | 光熱・水道 | | | 家具・家事用品 | | | 被服及び履物 | | |
|------|-------|------|------|-------|------|------|-------|------|------|-------|------|-----|---------|------|------|--------|------|------|
| | 指数 | 対前月 | 対前年 | 指数 | 対前月 | 対前年 | 指数 | 対前月 | 対前年 | 指数 | 対前月 | 対前年 | 指数 | 対前月 | 対前年 | 指数 | 対前月 | 対前年 |
| | | 上昇率 | 上昇率 | | 上昇率 | 上昇率 | | 上昇率 | 上昇率 | | 上昇率 | 上昇率 | | 上昇率 | 上昇率 | | 上昇率 | |
| ウ=ト | 10000 | | | 2667 | | | 2081 | | | 756 | | | 329 | | | 417 | | |
| 18年 | 100.8 | -0.4 | | 96.9 | -1.3 | | 103.9 | -0.5 | | 95.3 | 4.4 | | 111.5 | -2.4 | | 93.2 | 2.2 | |
| 19年 | 100.6 | -0.2 | | 97.1 | 0.2 | | 102.1 | -1.7 | | 96.7 | 1.5 | | 109.6 | -1.7 | | 96.8 | 3.9 | |
| 20年 | 102.4 | 1.8 | | 100.2 | 3.2 | | 102.5 | 0.4 | | 104.5 | 8.0 | | 109.8 | 0.2 | | 96.5 | -0.3 | |
| 21年 | 101.1 | -1.3 | | 100.5 | 0.3 | | 102.5 | 0.0 | | 99.9 | -4.4 | | 106.9 | -2.7 | | 99.0 | 2.5 | |
| 22年 | 100.0 | -1.1 | | 100.0 | -0.5 | | 100.0 | -2.4 | | 100.0 | 0.1 | | 100.0 | -6.4 | | 100.0 | 1.0 | |
| 23年 | 99.8 | -0.2 | | 99.8 | -0.2 | | 99.1 | -0.9 | | 103.3 | 3.3 | | 97.3 | -2.8 | | 99.2 | -0.8 | |
| 23/1 | 99.7 | 0.1 | -1.1 | 100.6 | 0.9 | 0.8 | 99.3 | 0.0 | -2.4 | 100.4 | -0.1 | 1.8 | 98.8 | 1.1 | -2.4 | 97.7 | -2.3 | -3.1 |
| 2 | 99.6 | -0.1 | -0.8 | 100.6 | 0.0 | 0.6 | 99.3 | 0.0 | -0.9 | 100.6 | 0.2 | 1.3 | 98.8 | 0.1 | -2.9 | 97.5 | -0.2 | 1.6 |
| 3 | 99.7 | 0.1 | -0.8 | 100.1 | -0.5 | -0.1 | 99.3 | 0.0 | -0.8 | 101.3 | 0.7 | 1.8 | 99.7 | 0.9 | -0.4 | 96.0 | -1.5 | -3.5 |
| 4 | 99.7 | 0.0 | -0.4 | 99.8 | -0.3 | -0.6 | 99.3 | 0.0 | -0.8 | 101.7 | 0.4 | 2.8 | 98.8 | -0.9 | -1.7 | 99.5 | 3.7 | -1.8 |
| 5 | 100.0 | 0.3 | -0.1 | 99.8 | 0.0 | -0.2 | 99.2 | -0.1 | -0.9 | 102.6 | 0.8 | 2.9 | 97.4 | -1.4 | -3.4 | 99.4 | -0.2 | -2.5 |
| 6 | 99.8 | -0.2 | -0.2 | 99.5 | -0.3 | -0.2 | 99.1 | -0.1 | -0.8 | 103.0 | 0.4 | 3.1 | 97.2 | -0.3 | -4.2 | 99.4 | 0.0 | -3.2 |
| 7 | 100.1 | 0.3 | 0.7 | 100.4 | 0.9 | 1.5 | 99.0 | -0.1 | -0.9 | 103.7 | 0.7 | 3.6 | 97.1 | -0.1 | -3.1 | 98.5 | -0.9 | 1.2 |
| 8 | 100.0 | -0.1 | 0.3 | 99.7 | -0.7 | -0.7 | 98.9 | -0.1 | -1.1 | 104.2 | 0.5 | 3.6 | 95.8 | -1.3 | -2.9 | 97.1 | -1.4 | 1.1 |
| 9 | 99.7 | -0.3 | -0.1 | 98.7 | -0.9 | -1.8 | 98.9 | 0.0 | -1.0 | 104.6 | 0.4 | 3.6 | 96.2 | 0.4 | -3.5 | 101.8 | 4.8 | 0.0 |
| 10 | 100.0 | 0.3 | 0.1 | 100.4 | 1.7 | 0.4 | 98.9 | 0.0 | -0.4 | 104.8 | 0.2 | 3.8 | 97.1 | 1.0 | -1.9 | 101.7 | -0.1 | 0.2 |
| 11 | 99.4 | -0.6 | -0.3 | 98.5 | -1.9 | -1.8 | 98.9 | 0.0 | -0.4 | 106.1 | 1.3 | 5.4 | 96.2 | -0.9 | -2.8 | 101.8 | 0.1 | 0.3 |
| 12 | 99.5 | 0.1 | -0.1 | 99.0 | 0.6 | -0.6 | 98.8 | -0.1 | -0.5 | 106.3 | 0.1 | 5.7 | 93.9 | -2.4 | -3.8 | 99.9 | -1.9 | 0.0 |
| 24/1 | 100.1 | 0.7 | 0.4 | 101.4 | 2.3 | 0.7 | 98.8 | 0.0 | -0.4 | 106.1 | -0.2 | 5.6 | 100.0 | 6.4 | 1.2 | 97.3 | -2.6 | -0.3 |

| 年月 | 保健医療 | | | 交通・通信 | | | 教 育 | | | 教養娯楽 | | | 諸 雑 費 | | |
|------|-------|------|------|-------|------|-----|-------|-------|-------|-------|------|------|-------|------|------|
| | 指数 | 対前月 | 対前年 | 指数 | 対前月 | 対前年 | 指数 | 対前月 | 対前年 | 指数 | 対前月 | 対前年 | 指数 | 対前月 | 対前年 |
| | | 上昇率 | 上昇率 | | 上昇率 | 上昇率 | | 上昇率 | 上昇率 | | 上昇率 | 上昇率 | | | |
| ウ=ト | 445 | | | 1409 | | | 261 | | | 1062 | | | 572 | | |
| 18年 | 101.8 | -0.4 | | 100.4 | -0.1 | | 124.6 | 0.7 | | 106.4 | -1.3 | | 99.0 | -2.3 | |
| 19年 | 101.5 | -0.3 | | 100.4 | 0.0 | | 125.2 | 0.5 | | 105.1 | -1.2 | | 99.4 | 0.4 | |
| 20年 | 101.2 | -0.3 | | 103.0 | 2.6 | | 125.7 | 0.4 | | 104.5 | -0.5 | | 99.4 | 0.0 | |
| 21年 | 100.0 | -1.2 | | 98.2 | -4.7 | | 126.4 | 0.5 | | 102.0 | -2.4 | | 98.5 | -0.9 | |
| 22年 | 100.0 | 0.0 | | 100.0 | 1.8 | | 100.0 | -20.9 | | 100.0 | -2.0 | | 100.0 | 1.5 | |
| 23年 | 99.2 | -0.8 | | 102.0 | 2.0 | | 93.7 | -6.3 | | 96.0 | -4.0 | | 104.1 | 4.1 | |
| 23/1 | 99.7 | 0.2 | -0.3 | 100.3 | 0.4 | 0.5 | 93.8 | 0.0 | -20.8 | 96.5 | -1.5 | -4.6 | 104.4 | 0.2 | 6.2 |
| 2 | 99.8 | 0.0 | -0.3 | 100.1 | -0.2 | 0.2 | 93.8 | 0.0 | -20.8 | 96.1 | -0.5 | -4.6 | 104.2 | -0.2 | 5.9 |
| 3 | 99.2 | -0.6 | -0.7 | 102.0 | 2.0 | 1.8 | 93.8 | 0.0 | -20.8 | 96.1 | 0.0 | -4.8 | 104.0 | -0.2 | 5.4 |
| 4 | 99.4 | 0.2 | -1.0 | 102.8 | 0.7 | 2.4 | 93.9 | 0.0 | -0.1 | 94.3 | -1.9 | -6.7 | 104.1 | 0.1 | 5.7 |
| 5 | 100.2 | 0.8 | -0.1 | 103.0 | 0.2 | 1.7 | 93.7 | -0.2 | -0.2 | 96.4 | 2.3 | -4.0 | 104.1 | -0.1 | 5.6 |
| 6 | 100.0 | -0.1 | -0.1 | 102.5 | -0.5 | 1.3 | 93.7 | 0.0 | -0.2 | 96.4 | 0.0 | -4.2 | 104.0 | -0.1 | 5.4 |
| 7 | 98.9 | -1.1 | -1.1 | 103.2 | 0.7 | 3.1 | 93.7 | 0.0 | -0.2 | 96.7 | 0.3 | -3.6 | 103.5 | -0.5 | 5.0 |
| 8 | 99.0 | 0.0 | -0.9 | 103.6 | 0.4 | 3.8 | 93.7 | 0.0 | -0.2 | 97.6 | 1.0 | -3.4 | 104.0 | 0.5 | 5.7 |
| 9 | 98.6 | -0.3 | -1.2 | 102.0 | -1.5 | 2.7 | 93.7 | 0.0 | -0.2 | 97.0 | -0.6 | -2.0 | 103.9 | -0.1 | 5.4 |
| 10 | 98.5 | -0.1 | -1.8 | 100.9 | -1.1 | 2.0 | 93.7 | 0.0 | -0.2 | 96.5 | -0.5 | -2.6 | 104.0 | 0.2 | -0.7 |
| 11 | 98.6 | 0.1 | -1.1 | 101.3 | 0.4 | 2.2 | 93.7 | 0.0 | -0.2 | 94.3 | -2.3 | -3.6 | 104.5 | 0.4 | 0.0 |
| 12 | 98.0 | -0.6 | -1.5 | 102.3 | 1.0 | 2.4 | 93.7 | 0.0 | -0.2 | 93.9 | -0.4 | -4.2 | 104.4 | -0.1 | 0.1 |
| 24/1 | 98.7 | 0.7 | -1.0 | 102.6 | 0.3 | 2.3 | 93.7 | 0.0 | -0.2 | 92.9 | -1.1 | -3.8 | 104.2 | -0.1 | -0.2 |

全国・中国地方県庁所在地別総合指数

平成22年=100

| 年 月 | 全 国 | | | 鳥 取 市 | | | 松 江 市 | | |
|----------|-------|-------------------|---------------------------|-------|-------------------|---------------------------|-------|-------------------|---------------------------|
| | 指 数 | 対前月 上昇率 (%) | 対前年 (同月) 上昇率 (%) | 指 数 | 対前月 上昇率 (%) | 対前年 (同月) 上昇率 (%) | 指 数 | 対前月 上昇率 (%) | 対前年 (同月) 上昇率 (%) |
| 平成18年 | 100.7 | | 0.3 | 100.8 | | -0.4 | 100.0 | | 0.5 |
| 19 | 100.7 | | 0.0 | 100.6 | | -0.2 | 100.1 | | 0.1 |
| 20 | 102.1 | | 1.4 | 102.4 | | 1.8 | 101.7 | | 1.6 |
| 21 | 100.7 | | -1.4 | 101.1 | | -1.3 | 100.5 | | -1.2 |
| 22 | 100.0 | | -0.7 | 100.0 | | -1.1 | 100.0 | | -0.5 |
| 23 | 99.7 | | -0.3 | 99.8 | | -0.2 | 99.6 | | -0.4 |
| 平成23年 1月 | 99.5 | -0.1 | -0.6 | 99.7 | 0.1 | -1.1 | 99.2 | -0.1 | -1.4 |
| 2 | 99.5 | 0.0 | -0.5 | 99.6 | -0.1 | -0.8 | 99.2 | 0.1 | -0.9 |
| 3 | 99.8 | 0.3 | -0.5 | 99.7 | 0.1 | -0.8 | 99.6 | 0.3 | -0.7 |
| 4 | 99.9 | 0.1 | -0.4 | 99.7 | 0.0 | -0.4 | 99.8 | 0.2 | -0.5 |
| 5 | 99.9 | 0.0 | -0.4 | 100.0 | 0.3 | -0.1 | 99.7 | 0.0 | -0.6 |
| 6 | 99.7 | -0.2 | -0.4 | 99.8 | -0.2 | -0.2 | 99.5 | -0.2 | -0.3 |
| 7 | 99.7 | 0.0 | 0.2 | 100.1 | 0.3 | 0.7 | 99.7 | 0.2 | 0.3 |
| 8 | 99.9 | 0.1 | 0.2 | 100.0 | -0.1 | 0.3 | 99.9 | 0.1 | 0.0 |
| 9 | 99.9 | 0.0 | 0.0 | 99.7 | -0.3 | -0.1 | 99.8 | -0.1 | 0.0 |
| 10 | 100.0 | 0.1 | -0.2 | 100.0 | 0.3 | 0.1 | 100.0 | 0.2 | -0.3 |
| 11 | 99.4 | -0.6 | -0.5 | 99.4 | -0.6 | -0.3 | 99.6 | -0.4 | -0.3 |
| 12 | 99.4 | 0.0 | -0.2 | 99.5 | 0.1 | -0.1 | 99.7 | 0.1 | 0.4 |
| 平成24年 1月 | 99.6 | 0.2 | 0.1 | 100.1 | 0.7 | 0.4 | 100.3 | 0.6 | 1.1 |

| 年 月 | 岡 山 市 | | | 広 島 市 | | | 山 口 市 | | |
|----------|-------|-------------------|---------------------------|-------|-------------------|---------------------------|-------|-------------------|---------------------------|
| | 指 数 | 対前月 上昇率 (%) | 対前年 (同月) 上昇率 (%) | 指 数 | 対前月 上昇率 (%) | 対前年 (同月) 上昇率 (%) | 指 数 | 対前月 上昇率 (%) | 対前年 (同月) 上昇率 (%) |
| 平成18年 | 100.5 | | 0.4 | 100.3 | | 0.2 | 101.5 | | -0.1 |
| 19 | 100.8 | | 0.3 | 100.4 | | 0.1 | 100.9 | | -0.6 |
| 20 | 102.5 | | 1.7 | 102.3 | | 1.9 | 102.3 | | 1.4 |
| 21 | 100.8 | | -1.7 | 101.0 | | -1.3 | 100.7 | | -1.6 |
| 22 | 100.0 | | -0.8 | 100.0 | | -1.0 | 100.0 | | -0.7 |
| 23 | 100.1 | | 0.1 | 100.1 | | 0.1 | 99.4 | | -0.6 |
| 平成23年 1月 | 99.8 | -0.2 | -0.4 | 99.9 | -0.2 | -0.1 | 99.2 | -0.4 | -1.1 |
| 2 | 99.8 | 0.0 | -0.1 | 100.1 | 0.2 | 0.1 | 99.4 | 0.1 | -0.6 |
| 3 | 100.2 | 0.4 | 0.0 | 100.1 | 0.0 | -0.1 | 99.6 | 0.2 | -0.6 |
| 4 | 100.2 | 0.0 | -0.1 | 100.2 | 0.0 | 0.0 | 99.8 | 0.2 | -0.4 |
| 5 | 100.3 | 0.1 | 0.3 | 100.2 | 0.1 | -0.1 | 99.9 | 0.1 | -0.2 |
| 6 | 100.0 | -0.3 | 0.1 | 100.2 | 0.0 | 0.1 | 99.5 | -0.4 | -0.6 |
| 7 | 100.2 | 0.2 | 0.9 | 100.3 | 0.1 | 0.9 | 99.6 | 0.1 | 0.0 |
| 8 | 100.2 | 0.0 | 0.7 | 100.1 | -0.2 | 0.7 | 99.5 | -0.1 | -0.3 |
| 9 | 100.3 | 0.1 | 0.3 | 100.2 | 0.0 | 0.1 | 99.4 | 0.0 | -0.5 |
| 10 | 100.6 | 0.2 | 0.3 | 100.2 | 0.0 | 0.0 | 99.3 | -0.1 | -1.0 |
| 11 | 100.0 | -0.5 | -0.1 | 99.7 | -0.5 | -0.3 | 98.8 | -0.5 | -1.1 |
| 12 | 99.7 | -0.3 | -0.3 | 99.6 | -0.1 | -0.5 | 98.7 | -0.1 | -0.8 |
| 平成24年 1月 | 100.0 | 0.3 | 0.2 | 100.0 | 0.4 | 0.0 | 99.2 | 0.5 | 0.0 |

鳥取市中分類指数

平成22年=100

| 年 月 | 総 | | | | | | | | | | | | | | | | | |
|--------|-------|-----------|--------------|----------------|------------|-----------|-------|-------|------|-------|-------|-------|--------|-------|-------|-------|-------|-------|
| | 合 | 生鮮食品を除く総合 | 持家の帰属家賃を除く総合 | 生鮮食品の帰属家賃を除く総合 | 及び除くエネルギー料 | 食料(酒類を除く) | 穀類 | 魚介類 | 肉類 | 乳卵類 | 野菜・海藻 | 果物 | 油脂・調味料 | 菓子類 | 調理食品 | 飲料 | 酒類 | 外食 |
| 23/1 | 99.7 | 99.4 | 99.7 | 99.4 | 99.1 | 100.6 | 97.8 | 103.1 | 98.6 | 100.5 | 100.1 | 113.0 | 102.8 | 100.0 | 99.2 | 98.9 | 100.2 | 100.0 |
| 2 | 99.6 | 99.4 | 99.6 | 99.4 | 99.0 | 100.6 | 98.0 | 97.3 | 98.7 | 100.5 | 101.5 | 114.9 | 103.1 | 99.8 | 100.9 | 100.4 | 100.8 | 99.9 |
| 3 | 99.7 | 99.6 | 99.8 | 99.7 | 98.9 | 100.1 | 98.7 | 98.8 | 98.6 | 100.8 | 99.8 | 110.9 | 99.4 | 100.8 | 99.2 | 100.1 | 100.3 | 99.8 |
| 4 | 99.7 | 99.7 | 99.8 | 99.8 | 98.9 | 99.8 | 99.5 | 100.7 | 98.1 | 100.5 | 98.8 | 97.3 | 99.9 | 99.5 | 101.9 | 100.5 | 100.8 | 99.8 |
| 5 | 100.0 | 100.0 | 100.1 | 100.1 | 99.2 | 99.8 | 99.9 | 100.8 | 98.2 | 103.3 | 94.2 | 109.5 | 99.3 | 99.6 | 99.8 | 100.1 | 100.1 | 99.9 |
| 6 | 99.8 | 99.9 | 99.9 | 100.0 | 99.1 | 99.5 | 98.2 | 98.6 | 98.2 | 101.3 | 96.2 | 106.1 | 100.8 | 99.4 | 99.9 | 100.8 | 99.8 | 99.9 |
| 7 | 100.1 | 100.0 | 100.3 | 100.1 | 99.0 | 100.4 | 100.0 | 104.0 | 98.6 | 101.8 | 98.8 | 101.5 | 102.7 | 99.9 | 100.3 | 100.4 | 99.3 | 99.9 |
| 8 | 100.0 | 100.1 | 100.2 | 100.3 | 99.1 | 99.7 | 101.7 | 107.2 | 98.6 | 99.3 | 93.2 | 95.8 | 102.3 | 99.9 | 99.1 | 99.7 | 99.1 | 100.0 |
| 9 | 99.7 | 100.0 | 99.8 | 100.1 | 99.1 | 98.7 | 101.7 | 98.7 | 96.5 | 99.0 | 98.8 | 84.4 | 102.7 | 98.5 | 100.0 | 100.0 | 98.9 | 100.0 |
| 10 | 100.0 | 99.8 | 100.1 | 100.0 | 99.0 | 100.4 | 101.3 | 96.6 | 97.5 | 99.0 | 110.2 | 95.3 | 102.7 | 99.6 | 100.6 | 99.4 | 98.7 | 100.0 |
| 11 | 99.4 | 99.8 | 99.5 | 99.9 | 98.9 | 98.5 | 100.4 | 96.8 | 99.1 | 98.4 | 94.9 | 88.7 | 102.3 | 99.5 | 100.1 | 99.6 | 98.8 | 100.0 |
| 12 | 99.5 | 99.7 | 99.5 | 99.9 | 98.6 | 99.0 | 100.0 | 99.3 | 99.1 | 98.7 | 91.6 | 96.4 | 102.7 | 100.2 | 101.3 | 100.6 | 99.5 | 99.9 |
| 24/1 | 100.1 | 99.8 | 100.3 | 99.9 | 98.7 | 101.4 | 101.9 | 102.3 | 98.2 | 98.1 | 104.3 | 113.7 | 102.0 | 100.6 | 100.1 | 100.4 | 99.4 | 100.0 |

| 年 月 | 住居 | | | 光熱水道 | | | | | 家具・家事用品 | | | | | 被服及び履物 | | | | | |
|--------|------|---------|-------|-------|-------|-------|-------|---------|---------|-------|------|-------|--------|--------|-------|-------|-------|-------|-------|
| | 家賃 | 設備修繕・維持 | 光熱水道 | 電気代 | ガス代 | 他の光熱 | 上下水道料 | 家具・家事用品 | 家庭用耐材 | 室内装備品 | 寝具類 | 家事雑貨 | 家事用消耗品 | 家事サービス | 被服履物 | 衣料 | 和服 | 洋服 | |
| 23/1 | 99.3 | 99.2 | 99.9 | 100.4 | 99.6 | 100.3 | 108.7 | 100.0 | 98.8 | 97.5 | 95.9 | 102.1 | 98.5 | 100.4 | 100.0 | 97.7 | 100.9 | 103.1 | 100.8 |
| 2 | 99.3 | 99.2 | 99.9 | 100.6 | 99.5 | 100.8 | 110.8 | 100.0 | 98.8 | 98.5 | 94.0 | 103.9 | 97.7 | 100.1 | 100.0 | 97.5 | 102.2 | 103.1 | 102.2 |
| 3 | 99.3 | 99.2 | 100.4 | 101.3 | 99.6 | 100.8 | 122.3 | 100.0 | 99.7 | 101.9 | 94.0 | 101.3 | 97.7 | 99.9 | 100.0 | 96.0 | 100.8 | 103.1 | 100.7 |
| 4 | 99.3 | 99.2 | 100.4 | 101.7 | 100.4 | 100.9 | 122.3 | 100.0 | 98.8 | 99.2 | 92.3 | 103.3 | 97.4 | 100.3 | 99.5 | 99.5 | 104.0 | 103.1 | 104.1 |
| 5 | 99.2 | 99.2 | 99.9 | 102.6 | 101.2 | 101.4 | 128.6 | 100.0 | 97.4 | 97.2 | 91.1 | 103.9 | 97.9 | 97.2 | 99.5 | 99.4 | 103.7 | 103.1 | 103.7 |
| 6 | 99.1 | 99.1 | 99.9 | 103.0 | 102.1 | 101.8 | 126.8 | 100.0 | 97.2 | 96.0 | 91.1 | 104.2 | 99.8 | 96.0 | 99.5 | 99.4 | 104.2 | 105.9 | 104.1 |
| 7 | 99.0 | 99.0 | 99.9 | 103.7 | 103.3 | 102.3 | 127.7 | 100.0 | 97.1 | 95.1 | 90.6 | 103.8 | 101.1 | 95.9 | 99.5 | 98.5 | 103.7 | 105.9 | 103.6 |
| 8 | 98.9 | 98.8 | 99.9 | 104.2 | 104.4 | 102.7 | 126.8 | 100.0 | 95.8 | 90.3 | 88.7 | 103.8 | 102.4 | 96.4 | 99.5 | 97.1 | 102.9 | 105.9 | 102.7 |
| 9 | 98.9 | 98.8 | 99.9 | 104.6 | 105.2 | 103.3 | 124.6 | 100.0 | 96.2 | 92.3 | 86.8 | 103.2 | 101.4 | 96.8 | 99.5 | 101.8 | 106.2 | 105.9 | 106.3 |
| 10 | 98.9 | 98.8 | 99.9 | 104.8 | 105.9 | 104.2 | 118.8 | 100.0 | 97.1 | 94.7 | 86.8 | 108.4 | 101.4 | 96.5 | 99.5 | 101.7 | 108.4 | 105.9 | 108.5 |
| 11 | 98.9 | 98.7 | 100.7 | 106.1 | 106.0 | 104.8 | 118.8 | 104.7 | 96.2 | 92.7 | 82.7 | 107.8 | 101.2 | 97.0 | 99.5 | 101.8 | 108.9 | 105.9 | 109.0 |
| 12 | 98.8 | 98.7 | 100.3 | 106.3 | 106.0 | 105.1 | 119.7 | 104.7 | 93.9 | 87.7 | 78.8 | 103.2 | 100.9 | 96.7 | 99.5 | 99.9 | 106.1 | 105.9 | 106.1 |
| 24/1 | 98.8 | 98.7 | 100.3 | 106.1 | 105.6 | 105.0 | 119.7 | 104.7 | 100.0 | 101.5 | 81.3 | 110.9 | 104.2 | 97.9 | 99.5 | 97.3 | 99.8 | 105.9 | 99.5 |

鳥取市中分類指数(続き)

平成22年=100

| 年 月 | 衣類 | | | | | | 保健医療 | | | | 交通・通信 | | | | 教育 | | | | |
|--------|----------------------|-------|--------|------|--------|--------------|--------------------------|------------------|--|---|----------------------------------|-----------------------|--------|---------------------------------|--------|--------|------------------|--|------------------|
| | 着 シャツ・セーター・ 類下 | | 下 着 | | 履 物 | 他 の被 服 | 被 服関 連サ ービ ス | 保 健 医 療 | 取 医 薬 品 ・ 健 康 保 持 用 品 費 | 保 健 医 療 用 品 ・ 器 具 | 保 健 医 療 サ ービ ス | 交 通 ・ 通 信 | 交 通 | 自 動 車 等 関 係 費 | 通 信 | 教 育 | 授 業 料 等 | 学 教 習 科 参 考 書 教 材 ・ | 補 習 教 育 |
| | 23/1 | 94.2 | 94.8 | 93.2 | 94.1 | 96.8 | 99.8 | 99.7 | 100.0 | 98.2 | 100.2 | 100.3 | 102.4 | 100.5 | 99.2 | 93.8 | 94.5 | 100.1 | 92.3 |
| 2 | 91.3 | 92.0 | 89.9 | 94.9 | 95.6 | 101.0 | 99.8 | 99.9 | 98.5 | 100.2 | 100.1 | 100.3 | 100.5 | 99.2 | 93.8 | 94.5 | 100.1 | 92.3 | |
| 3 | 88.7 | 88.1 | 89.8 | 94.9 | 95.5 | 99.8 | 99.2 | 98.2 | 98.4 | 100.2 | 102.0 | 102.0 | 103.2 | 99.7 | 93.8 | 94.5 | 100.1 | 92.3 | |
| 4 | 95.9 | 100.0 | 87.7 | 95.7 | 95.5 | 99.8 | 99.4 | 98.7 | 98.6 | 100.2 | 102.8 | 100.5 | 104.8 | 99.7 | 93.9 | 94.5 | 100.1 | 92.3 | |
| 5 | 95.6 | 99.6 | 87.7 | 95.7 | 97.0 | 99.2 | 100.2 | 101.2 | 98.4 | 100.2 | 103.0 | 100.7 | 105.2 | 99.6 | 93.7 | 94.3 | 100.1 | 92.3 | |
| 6 | 94.7 | 97.3 | 89.4 | 95.9 | 96.0 | 101.0 | 100.0 | 100.8 | 98.2 | 100.2 | 102.5 | 100.3 | 104.4 | 99.4 | 93.7 | 94.3 | 100.1 | 92.3 | |
| 7 | 93.1 | 94.9 | 89.4 | 95.9 | 94.9 | 99.2 | 98.9 | 98.0 | 97.5 | 100.2 | 103.2 | 103.1 | 105.2 | 99.3 | 93.7 | 94.3 | 100.1 | 92.3 | |
| 8 | 89.3 | 89.5 | 89.0 | 95.9 | 94.5 | 100.3 | 99.0 | 98.4 | 96.9 | 100.2 | 103.6 | 106.3 | 105.3 | 99.3 | 93.7 | 94.3 | 100.1 | 92.3 | |
| 9 | 99.3 | 102.9 | 92.4 | 94.8 | 99.2 | 101.7 | 98.6 | 98.6 | 94.9 | 100.2 | 102.0 | 101.1 | 103.6 | 99.3 | 93.7 | 94.3 | 100.1 | 92.3 | |
| 10 | 97.9 | 101.5 | 90.9 | 94.8 | 96.1 | 98.4 | 98.5 | 98.1 | 96.2 | 99.7 | 100.9 | 100.8 | 101.8 | 99.3 | 93.7 | 94.3 | 100.1 | 92.3 | |
| 11 | 98.2 | 100.7 | 93.3 | 92.5 | 95.0 | 100.2 | 98.6 | 98.1 | 96.7 | 99.7 | 101.3 | 100.0 | 102.2 | 100.1 | 93.7 | 94.3 | 100.1 | 92.3 | |
| 12 | 96.8 | 98.5 | 93.3 | 92.4 | 90.9 | 100.3 | 98.0 | 96.5 | 96.1 | 99.7 | 102.3 | 102.3 | 103.5 | 100.1 | 93.7 | 94.3 | 100.1 | 92.3 | |
| 24/1 | 97.1 | 99.1 | 93.1 | 89.9 | 94.8 | 99.5 | 98.7 | 98.3 | 96.5 | 99.9 | 102.6 | 102.3 | 104.1 | 100.0 | 93.7 | 94.3 | 100.1 | 92.3 | |

| 年 月 | 教養娯楽 | | | | | 諸雑費 | | | | | 別掲 | | | | |
|--------|------------------|--------------------------------------|----------------------------|--------------------------------------|----------------------------------|-------------|-----------------------------|-----------------------|----------------------------|-------------|-----------------------|-----------------------|-----------------------|---------------------------------|---------------------------------|
| | 教 養 娯 楽 | 教 養 娯 楽 用 耐 久 財 | 教 養 娯 楽 用 品 | 書 籍 ・ 他 の 印 刷 物 | 教 養 娯 楽 サ ービ ス | 諸 雑 費 | 理 美 容 サ ービ ス | 理 美 容 用 品 | 身 の 回 り 用 品 | た ば こ | 他 の 諸 雑 費 | エ ネ ル ギ ー | 教 育 関 係 費 | 教 養 娯 楽 関 係 費 | 情 報 通 信 関 係 費 |
| 23/1 | 96.5 | 88.6 | 96.3 | 100.2 | 97.5 | 104.4 | 100.0 | 99.5 | 101.1 | 126.2 | 105.2 | 100.9 | 95.2 | 97.0 | 100.0 |
| 2 | 96.1 | 85.6 | 95.6 | 100.1 | 97.6 | 104.2 | 100.0 | 99.6 | 98.1 | 126.2 | 105.2 | 101.1 | 94.7 | 96.3 | 100.0 |
| 3 | 96.1 | 82.8 | 96.7 | 100.0 | 98.0 | 104.0 | 99.4 | 98.5 | 100.4 | 126.2 | 105.2 | 104.6 | 94.7 | 96.6 | 100.0 |
| 4 | 94.3 | 74.3 | 94.8 | 100.1 | 97.1 | 104.1 | 99.4 | 99.0 | 100.4 | 126.2 | 105.2 | 105.5 | 94.8 | 94.6 | 100.0 |
| 5 | 96.4 | 80.3 | 95.7 | 100.3 | 99.3 | 104.1 | 99.4 | 98.7 | 100.7 | 126.2 | 105.2 | 106.7 | 94.9 | 96.6 | 100.0 |
| 6 | 96.4 | 84.2 | 94.4 | 100.3 | 98.9 | 104.0 | 99.4 | 98.4 | 100.7 | 126.2 | 105.2 | 106.3 | 94.8 | 96.6 | 100.0 |
| 7 | 96.7 | 79.5 | 95.6 | 100.3 | 100.0 | 103.5 | 99.4 | 96.2 | 100.3 | 126.2 | 105.2 | 107.7 | 94.8 | 97.2 | 100.0 |
| 8 | 97.6 | 76.5 | 96.1 | 100.4 | 102.2 | 104.0 | 99.4 | 98.5 | 100.0 | 126.2 | 105.2 | 108.1 | 94.8 | 98.5 | 100.0 |
| 9 | 97.0 | 80.5 | 95.5 | 100.3 | 100.4 | 103.9 | 99.4 | 98.1 | 99.9 | 126.2 | 105.2 | 107.1 | 94.8 | 97.2 | 100.0 |
| 10 | 96.5 | 74.3 | 96.5 | 100.3 | 100.5 | 104.0 | 99.4 | 98.8 | 100.0 | 126.2 | 105.2 | 105.7 | 94.8 | 96.7 | 100.0 |
| 11 | 94.3 | 71.3 | 92.8 | 100.4 | 98.5 | 104.5 | 99.4 | 100.4 | 101.0 | 126.2 | 105.2 | 105.8 | 94.8 | 94.5 | 99.6 |
| 12 | 93.9 | 68.2 | 95.5 | 100.5 | 97.5 | 104.4 | 99.4 | 99.4 | 102.5 | 126.2 | 105.2 | 107.2 | 95.0 | 94.5 | 99.6 |
| 24/1 | 92.9 | 62.3 | 95.9 | 100.5 | 96.8 | 104.2 | 99.4 | 98.8 | 102.5 | 126.2 | 105.2 | 107.1 | 95.2 | 93.5 | 99.5 |